



ASTA Door Corporation



The Model 201/ 201HD

COMMERCIAL ROLLING SHEET DOOR

ASTA Door Model 201/201HD continuous corrugated steel roll-up door is produced with the highest quality and durability in the industry. The Model 201 is available in sizes up to 12 x 16 and the Model 201 HD is available in sizes up to 20 x 18 in a variety of colors. Excellent price and efficient installation make our Commercial Sheet Doors the perfect choice for loading docks, warehouse buildings, distribution centers, freight terminals, or any commercial applications.

4255 McEver Industrial Drive • Acworth, Georgia 30101

Phone: 770-974-2600 • Fax: 770-974-1455 • Toll Free: 800-423-0659

website: www.astadoor.com • e-mail: info@astadoor.com



ASTA Door Corporation

The Model 201/ 201HD COMMERCIAL ROLLING SHEET DOOR

4255 McEver Industrial Drive
Acworth, Georgia 30101
Phone: 770-974-2600
Fax: 770-974-1455
Toll Free: 800-423-0659
website: www.astadoor.com
e-mail: info@astadoor.com

Standard Features:

- Curtain (1)** ... 26 gauge galvanized curtain with baked epoxy primer and polyester topcoat.
- Bottom Bar (2)** ... 2" x 1 1/2" x 12 gauge galvanized steel angle fastened to aluminum retainer with bulb astragal.
- Locks (3)** ... Dual 8 gauge galvanized steel slide bolt locks attached to the bottom bar suitable for padlocks (padlocks by others).
- Drum/Axle Assembly (4)** ... 26 gauge topsheet attached to 16 gauge galvanized drums with ball bearings, supported by 12 gauge 1 5/16" O.D. tubing.
- Guides (5)** ... 16 gauge galvanized channels (2 1/2" deep per side) standard on all sizes for Model 201 (202); 12 gauge galvanized channels (3 1/2" deep per side) standard on all sizes for 201HD (202HD).
- Operation (6)** ... Rope pull up to 10'-0" wide x 10'-0" high, otherwise, reduction gear chain hoist standard.
- Hardware** ... For mounting to steel, wood or block/masonry jambs (specify when ordering).

Specifications:

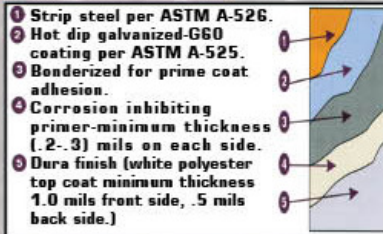
Options:

- **Steel Mounting Plates** - For lateral jamb extension to provide door support.
- **Chain Hoist** - Reduction gear for easy, smooth operation (where not standard).
- **Electric Operation** - Easy, fast motorized operation at a push of a button.
- **Top Draft Stop** - To seal tight at the header to reduce air filtration (standard model 202/202HD).
- **Side Draft Seal** - 2" brush weatherseal with 1" aluminum retainer attached to door jamb (field installed) (standard on model 202/202HD).
- **Vision Panels** - 7" x 22" Lexan windows for viewing outside without opening door.
- **Insulation** - Refer to ASTA Model 202/202HD - standard 201/201HD design with mylar and polyethylene insulation laminated to backside of curtain, R = 5.24 (see detail).
- **Windlock** - Refer to ASTA Model 203. (separate brochure)




Dura-Finish Paint Process

The ASTA process is designed to give a longer life, with less maintenance and much better protection against the elements such as weather and dust. Our method produces one of the best systems in our industry for a longer lasting and more maintenance free finish. Our system produces one of the thickest top coat finishes in our industry.



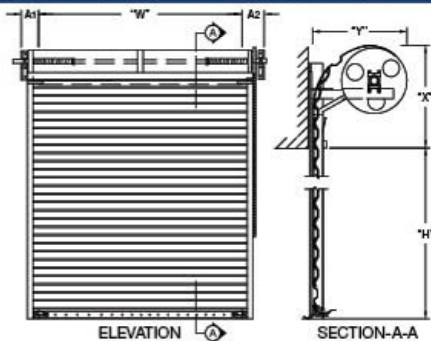
Insulation (optional)



Commercial Door 201/201HD

The Model 201/201HD offers an economical door in sizes up to 20 feet wide by 18 feet high. Easy operation and superior performance make this an outstanding door. Every Model 201/201HD is fitted with PVC rubber side stripping to prevent metal to metal contact within the door guide and insure a quiet and easy operating door.

Clearance Requirements

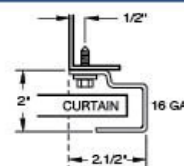


| SIDE ROOM REQUIREMENTS | | SEE ELEVATION | |
|-----------------------------|--|---------------|-------|
| | | A - 1 | A - 2 |
| HAND - ROPE PULL | | 6" | 6" |
| DIRECT DRIVE CHAIN HOIST | | 6" | 9" |
| REDUCTION GEAR CHAIN HOIST | | 6" | 9" |
| ELECTRIC MOTOR OPERATOR KIT | | 6" | 9" |

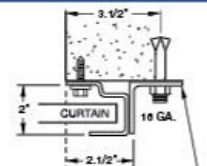
NOTE: FOR ALL MODEL 201HD ADD 1" TO A-1 AND TO A-2 DIMENSION
*X" and *Y" HEAD ROOM DIMENSION VARY WITH DOOR HEIGHT

Guide Detail

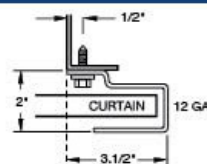
201 Standard Guide Mount to Steel



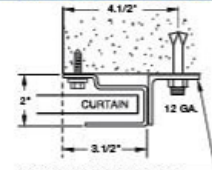
201 Standard Guide Mount to Masonry



201HD Standard Guide Mount to Steel



201HD Standard Guide Mount to Masonry



* ASTA Door Corporation reserves the right to change engineering specifications without prior notice.

* Illustrations shown are for general reference and should be verified for construction purposes.

* Consult customer service or visit our website for head room clearance requirements.