

Aspen™

RAYNOR
GARAGE DOORS

Aspen™ Series



AP200N • Plank • Black • Clear Glass

Design Choices, Style, Quality

When you are looking for that perfect, new door for your home, look no further than Raynor's Aspen™ Series. With all the design choices Aspen™ offers, you are sure to find the perfect combination that will enhance your home's curb appeal and value.

AP200LV LuxeVue™

AP200LV LuxeVue door by Raynor® combines all of the aesthetic design options of our Aspen™ AP200 line with a dramatically larger top window section to allow more natural light into your garage and increase curb appeal. For complete details on the AP200LV line of garage doors, please reference the AP200LV literature.



AP200LV • Recessed Ranch • Distinct Finish Driftwood • Revival Arch Windows

Pick your **PANEL**



Recessed Ranch

Solid Colors Available:
White, Almond, Desert Tan, Sandstone, Bronze, Brown, Slate, Black

Woodtones Available:
Painted Auburn & Mocha



Raised Ranch

Solid Colors Available:
White, Almond, Desert Tan, Sandstone, Bronze, Brown, Slate, Charcoal, Black


Woodtones Available:
Distinct Finish Driftwood, Painted Auburn, Mocha & Walnut



Recessed Ranch Grooved

Solid Colors Available:
White, Almond, Desert Tan, Sandstone, Bronze, Brown, Charcoal, Black

Woodtones Available:
Distinct Finish Auburn, Driftwood & Mocha, Painted Walnut



Flush

Solid Colors Available:
White, Almond, Desert Tan, Sandstone, Bronze, Brown, Slate, Charcoal, Black

Woodtones Available:
Painted Auburn, Mocha & Walnut



Raised Colonial

Solid Colors Available:
White, Almond, Desert Tan, Sandstone, Bronze, Brown, Slate, Charcoal, Black

Woodtones Available:
Distinct Finish Driftwood, Painted Auburn, Mocha & Walnut



Recessed Colonial Grooved

Solid Colors Available:
White, Almond, Desert Tan, Sandstone, Bronze, Brown, Charcoal, Black

Woodtones Available:
Distinct Finish Auburn, Driftwood & Mocha, Painted Walnut



Plank

Solid Colors Available:
White, Almond, Desert Tan, Sandstone, Bronze, Brown, Slate, Charcoal, Black


Woodtones Available:
Painted Auburn, Mocha & Walnut

Pick your **GLASS**


All of our windows are tightly sealed to keep the elements out of your garage. Choose from either clear, obscure or satin glass styles.



Clear



Obscure




Satin



AP200LV • Flush • Sandstone • 4-Over-4 Square Windows

Pick your COLOR

Solid Color Options



Distinct Finish Woodtone Options

Dual direction oak woodgrain patterns run vertical between the embossed panels and horizontal with the rails to deliver a distinct, true grain appearance.



Painted Woodtone Options

Featuring a single directional woodgrain pattern that runs uniform across the entire width of the door.



Optional Post Paint Finish

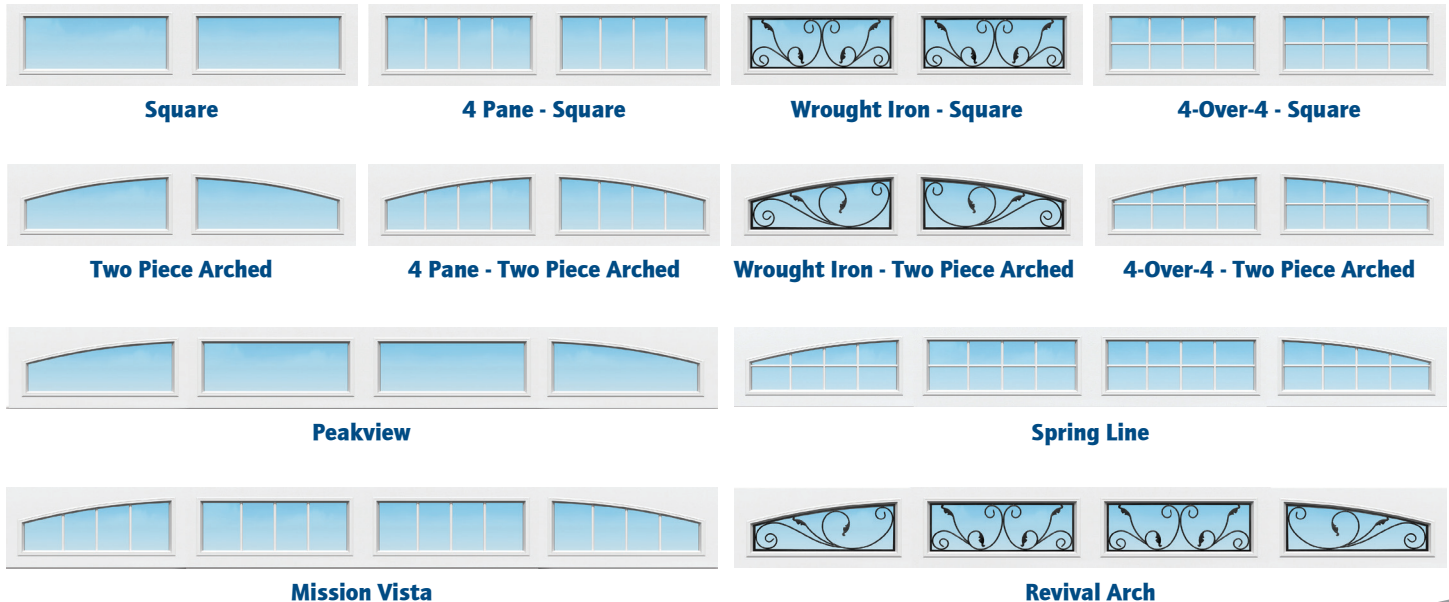


Raynor's ColorWave™ features Sherwin-Williams® next generation post paint system for your garage door. With 1,500 colors to choose from, home and business owners can couple this elite paint system with state of the art Raynor manufacturing to craft the perfect look for their home or project.

Black and charcoal colored steel doors come standard with a Cool Chemistry™ paint finish to protect from extreme heat. For environments where extreme heat and sunlight exposures are constant, black and charcoal colors are not recommended. Charcoal features the high performance PVDF coating (TRINAR® or equivalent). Woodtones available on select panel types. The swatches shown on monitors and printed materials may vary from the actual color. For a true representation of the color, visit your local Raynor Dealer.

Pick your WINDOW

All options available as one or two car configuration.




AP200N Contempra™

The Aspen Contempra model is built on the 2" Aspen base and provides clean, sleek lines for the ultimate contemporary look. A low profile, and narrow frame design, make a statement while still letting natural light into the garage without sacrificing privacy.



AP200N • Flush • White • Black Satin Glass

Pick your **PANEL**



Flush

Solid Colors Available:

White, Almond, Desert Tan, Sandstone, Bronze, Brown, Charcoal, Black

Woodtones Available:

Painted Walnut



Plank

Solid Colors Available:


White, Almond, Desert Tan, Sandstone, Bronze, Brown, Charcoal, Black

Woodtones Available:

Painted Walnut

Pick your **COLOR**

Solid Color Options



Painted Woodtone Option

Featuring a single directional woodgrain pattern that run uniform across the entire width of the door.



Optional Post Paint Finish

Raynor's ColorWave™ features Sherwin-Williams® next generation post paint system for your garage door. With 1,500 colors to choose from, home and business owners can couple this elite paint system with state of the art Raynor manufacturing to craft the perfect look for their home or project.

Black and charcoal colored steel doors come standard with a Cool Chemistry™ paint finish to protect from extreme heat. For environments where extreme heat and sunlight exposures are constant, black and charcoal colors are not recommended. Charcoal features the high performance PVDF coating (TRINAR® or equivalent). Woodtones available on select panel types. The swatches shown on monitors and printed materials may vary from the actual color. For a true representation of the color, visit your local Raynor Dealer.

Pick your **GLASS**

All of our windows are tightly sealed to keep the elements out of your garage. Choose from either clear, satin or black satin insulated tempered glass styles.



Clear



Satin



Black Satin





Pick your **WINDOW**

All Contempra window options are available as one or two car configuration. Place windows vertically, down the left or right side, and select one of our modern glass styles to give your door a sleek and sophisticated look.



35" frames for doors 13'-2" wide and under



70" frames for doors over 13'-2" wide

AP200

The flagship model of the Raynor Aspen Series is the elegant AP200. Beautiful and strong, the Aspen AP200 is 2" thick and features Raynor's NeuFoam™ polyurethane insulation that fills 100% of the interior cavity resulting in an 18.0 R-value.



AP200 • Raised Colonial • Sandstone

Pick your **PANEL**



Recessed Ranch

Solid Colors Available:
White, Almond, Desert Tan, Sandstone, Bronze, Brown, Slate, Black

Woodtones Available:
Painted Auburn & Mocha



Raised Ranch

Solid Colors Available:
White, Almond, Desert Tan, Sandstone, Bronze, Brown, Slate, Charcoal, Black


Woodtones Available:
Distinct Finish Auburn, Driftwood & Mocha, Painted Walnut



Recessed Ranch Grooved

Solid Colors Available:
White, Almond, Desert Tan, Sandstone, Bronze, Brown, Charcoal, Black

Woodtones Available:
Distinct Finish Auburn, Driftwood & Mocha, Painted Walnut



Flush

Solid Colors Available:
White, Almond, Desert Tan, Sandstone, Bronze, Brown, Slate, Charcoal, Black

Woodtones Available:
Painted Auburn, Mocha & Walnut



Raised Colonial

Solid Colors Available:
White, Almond, Desert Tan, Sandstone, Bronze, Brown, Slate, Charcoal, Black

Woodtones Available:
Distinct Finish Auburn, Driftwood & Mocha, Painted Walnut



Recessed Colonial Grooved

Solid Colors Available:
White, Almond, Desert Tan, Sandstone, Bronze, Brown, Charcoal, Black

Woodtones Available:
Distinct Finish Auburn, Driftwood & Mocha, Painted Walnut



Mixed Panel

Solid Colors Available:
White, Almond, Desert Tan, Sandstone, Bronze, Brown, Slate*, Charcoal, Black

Woodtones Available:
Distinct Finish Auburn, Driftwood & Mocha, Painted Walnut



Plank

Solid Colors Available:
White, Almond, Desert Tan, Sandstone, Bronze, Brown, Slate, Charcoal, Black

Woodtones Available:
Painted Auburn, Mocha & Walnut


**Available on raised mixed panel only*

Pick your **GLASS**

All of our windows are tightly sealed to keep the elements out of your garage. Choose from either clear, obscure, satin, black satin, or dark tint glass styles.



Clear



Obscure



Satin



Black Satin*



Dark Tint

**Black satin available on insulated units only*



AP200 • Ranch • Mocha • Stockbridge Ranch Windows

Pick your COLOR

Solid Color Options



Distinct Finish Woodtone Options

Dual direction oak woodgrain patterns run vertical between the embossed panels and horizontal with the rails to deliver a distinct, true grain appearance.



Painted Woodtone Options

Featuring a single directional woodgrain pattern that runs uniform across the entire width of the door.



Optional Post Paint Finish



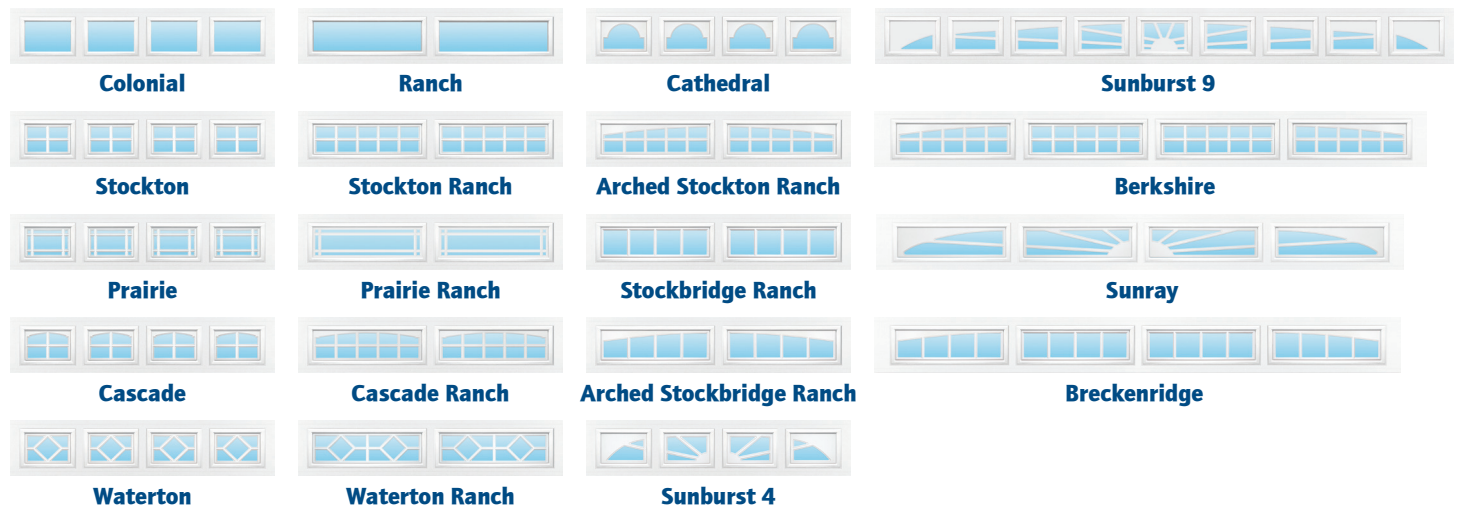
Raynor's ColorWave™ features Sherwin-Williams® next

generation post paint system for your garage door. With 1,500 colors to choose from, home and business owners can couple this elite paint system with state of the art Raynor manufacturing to craft the perfect look for their home or project.

Black and charcoal colored steel doors come standard with a Cool Chemistry™ paint finish to protect from extreme heat. For environments where extreme heat and sunlight exposures are constant, black and charcoal colors are not recommended. Charcoal features the high performance PVDF coating (TRINAR® or equivalent). Woodtones available on select panel types. The swatches shown on monitors and printed materials may vary from the actual color. For a true representation of the color, visit your local Raynor Dealer.

Pick your WINDOW

Snap-In Inserts



AP200 VersaView™

With Raynor's VersaView door you have the ability to place windows in any location on your door. The VersaView offering increases the amount of light inside your garage while improving the look of your garage door that enhance the curb appeal of your home!



AP200 VersaView • Mixed • Black • Fullview Windows

Pick your **PANEL**



Recessed Ranch

Solid Colors Available:
White, Almond, Desert Tan, Sandstone, Bronze, Brown, Slate, Black

Woodtones Available:
Painted Auburn & Mocha



Raised Ranch

Solid Colors Available:
White, Almond, Desert Tan, Sandstone, Bronze, Brown, Slate, Charcoal, Black


Woodtones Available:
Distinct Finish Auburn, Driftwood & Mocha, Painted Walnut



Recessed Ranch Grooved

Solid Colors Available:
White, Almond, Desert Tan, Sandstone, Bronze, Brown, Charcoal, Black

Woodtones Available:
Distinct Finish Auburn, Driftwood & Mocha, Painted Walnut



Flush

Solid Colors Available:
White, Almond, Desert Tan, Sandstone, Bronze, Brown, Slate, Charcoal, Black

Woodtones Available:
Painted Auburn, Mocha & Walnut



Raised Colonial

Solid Colors Available:
White, Almond, Desert Tan, Sandstone, Bronze, Brown, Slate, Charcoal, Black

Woodtones Available:
Distinct Finish Auburn, Driftwood & Mocha, Painted Walnut



Recessed Colonial Grooved

Solid Colors Available:
White, Almond, Desert Tan, Sandstone, Bronze, Brown, Charcoal, Black


Woodtones Available:
Distinct Finish Auburn, Driftwood & Mocha, Painted Walnut



Mixed Panel

Solid Colors Available:
White, Almond, Desert Tan, Sandstone, Bronze, Brown, Slate*, Charcoal, Black

Woodtones Available:
Distinct Finish Auburn, Driftwood & Mocha, Painted Walnut



Plank

Solid Colors Available:
White, Almond, Desert Tan, Sandstone, Bronze, Brown, Slate, Charcoal, Black

Woodtones Available:
Painted Auburn, Mocha & Walnut


**Available on raised mixed panel only*

Pick your **GLASS**

All of our windows are tightly sealed to keep the elements out of your garage. Choose from either clear, obscure, satin, black satin, or dark tint glass styles.



Clear



Obscure



Satin



Black Satin*



Dark Tint


**Black satin available on insulated units only*



AP200 VersaView • Plank • Black • Vertical Ranch Windows

Pick your COLOR

Solid Color Options



Distinct Finish Woodtone Options

Dual direction oak woodgrain patterns run vertical between the embossed panels and horizontal with the rails to deliver a distinct, true grain appearance.



Painted Woodtone Options

Featuring a single directional woodgrain pattern that runs uniform across the entire width of the door.



Optional Post Paint Finish




Raynor's ColorWave™ features Sherwin-Williams® next generation post paint system for your garage door. With 1,500 colors to choose from, home and business owners can couple this elite paint system with state of the art Raynor manufacturing to craft the perfect look for their home or project.


Black and charcoal colored steel doors come standard with a Cool Chemistry™ paint finish to protect from extreme heat. For environments where extreme heat and sunlight exposures are constant, black and charcoal colors are not recommended. Charcoal features the high performance PVDF coating (TRINAR® or equivalent). Woodtones available on select panel types. The swatches shown on monitors and printed materials may vary from the actual color. For a true representation of the color, visit your local Raynor Dealer.

Pick your VERSAVIEW ARRANGEMENT


Create a contemporary look with a vertical row of windows, or get creative in your window placement for a one of a kind look. Your Raynor Dealer can build you a door with a unique look using the customizable window placement available with the VersaView program for our Aspen AP200 doors.



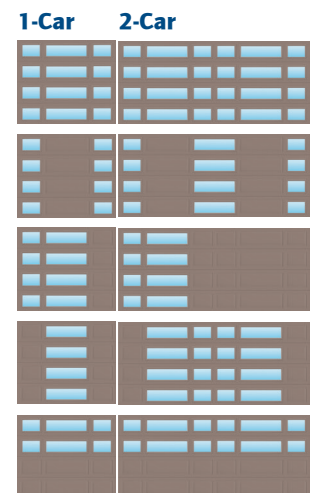
Colonial



Ranch



Mixed Panel



AP138

For reliability, Raynor Aspen AP138 residential garage door is the perfect choice. The Aspen AP138 is 1-3/8" thick with an R-value of 13.0. The AP138 incorporates the same NeuFoam™ as the AP200.



AP138 • Recessed Colonial Grooved • White • Stockton Ranch Windows

Pick your **PANEL**



Recessed Ranch

Solid Colors Available:
White, Almond, Desert Tan, Sandstone, Bronze, Brown, Slate, Black

Woodtones Available:
Painted Auburn, Mocha



Raised Ranch

Solid Colors Available:
White, Almond, Desert Tan, Sandstone, Bronze, Brown, Slate, Charcoal, Black


Woodtones Available:
Distinct Finish Auburn, Driftwood & Mocha, Painted Walnut



Recessed Ranch Grooved

Solid Colors Available:
White, Almond, Desert Tan, Sandstone, Bronze, Brown, Charcoal, Black

Woodtones Available:
Distinct Finish Auburn, Driftwood & Mocha, Painted Walnut



Flush

Solid Colors Available:
White, Almond, Desert Tan, Sandstone, Bronze, Brown, Slate, Charcoal, Black

Woodtones Available:
Painted Auburn, Mocha & Walnut



Raised Colonial

Solid Colors Available:
White, Almond, Desert Tan, Sandstone, Bronze, Brown, Slate, Charcoal, Black

Woodtones Available:
Distinct Finish Auburn, Driftwood & Mocha, Painted Walnut



Recessed Colonial Grooved

Solid Colors Available:
White, Almond, Desert Tan, Sandstone, Bronze, Brown, Charcoal, Black

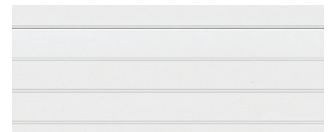
Woodtones Available:
Distinct Finish Auburn, Driftwood & Mocha, Painted Walnut



Mixed Panel

Solid Colors Available:
White, Almond, Desert Tan, Sandstone, Bronze, Brown, Slate*, Charcoal, Black

Woodtones Available:
Distinct Finish Auburn, Driftwood & Mocha, Painted Walnut



Plank

Solid Colors Available:
White, Almond, Desert Tan, Sandstone, Bronze, Brown, Slate, Charcoal, Black

Woodtones Available:
Painted Auburn, Mocha & Walnut


*Available on raised mixed panel only

Pick your **GLASS**

All of our windows are tightly sealed to keep the elements out of your garage. Choose from either clear, obscure, satin, black satin, or dark tint glass styles.



Clear



Obscure



Satin



Black Satin*



Dark Tint


*Black satin available on insulated units only



AP138 • Plank • Sandstone

Pick your COLOR

Solid Color Options



Distinct Finish Woodtone Options

Dual direction oak woodgrain patterns run vertical between the embossed panels and horizontal with the rails to deliver a distinct, true grain appearance.



Painted Woodtone Options

Featuring a single directional woodgrain pattern that runs uniform across the entire width of the door.



Optional Post Paint Finish

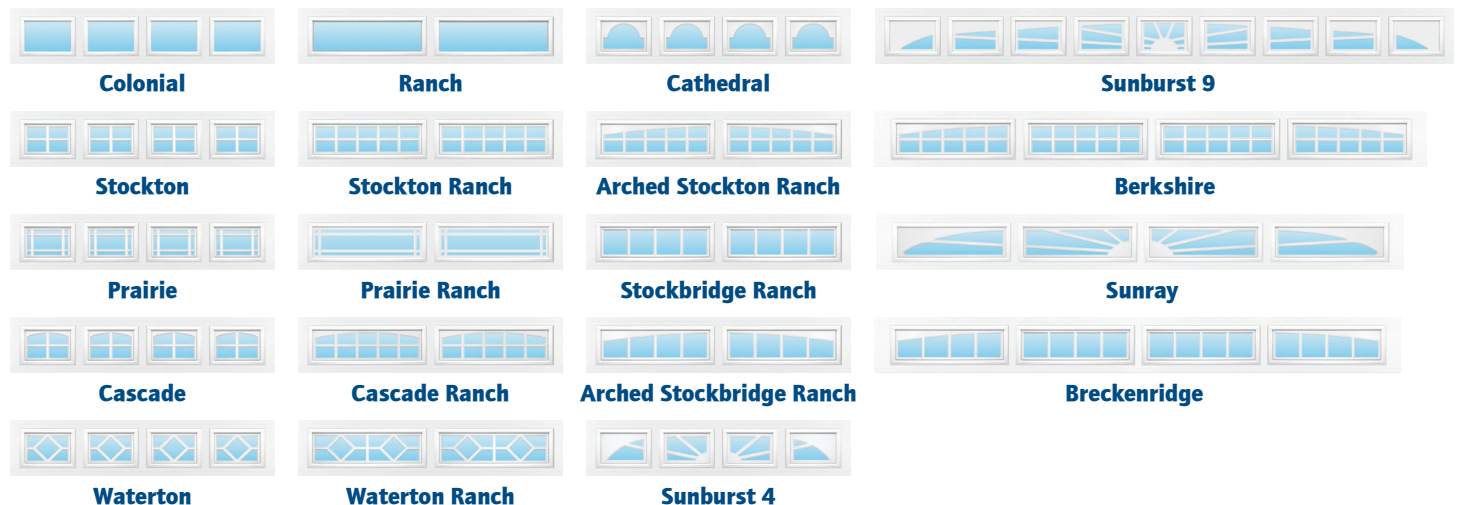


Raynor's ColorWave™ features Sherwin-Williams® next generation post paint system for your garage door. With 1,500 colors to choose from, home and business owners can couple this elite paint system with the art Raynor manufacturing to craft the perfect look for their home or project.

Black and charcoal colored steel doors come standard with a Cool Chemistry™ paint finish to protect from extreme heat. For environments where extreme heat and sunlight exposures are constant, black and charcoal colors are not recommended. Charcoal features the high performance PVDF coating * or equivalent). Woodtones available on select panel types. The swatches shown on monitors and printed materials may vary from the actual color. For a true representation of the color, visit your local Raynor Dealer.


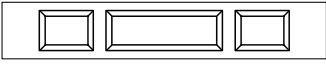
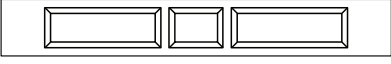
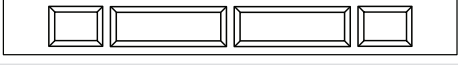
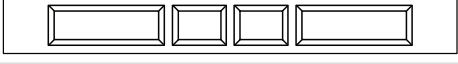

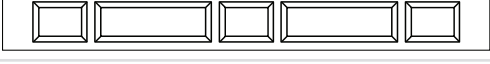

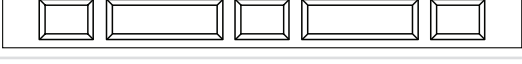
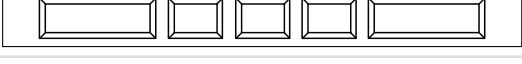









Pick your WINDOW

Snap-In Inserts



AP138 & AP200 Mixed Panel Patterns

The AP138 & AP200 mixed panel pattern combines ranch and colonial panels either in raised or recessed grooved embossments, giving your new Aspen™ door a unique look with one of a kind curb appeal.

Pattern #	Design	Door Width
MP-1		8' 0"
		8' 6"
MP-1		8' 6 1/8"
		9' 11 7/8"
MP-2		10' 0"
		11' 11 7/8"
MP-3		12' 0"
		13' 11 7/8"
MP-4		12' 0"
		13' 11 7/8"
MP-5		12' 0"
		13' 11 7/8"
MP-10		14' 0"
		14' 11 7/8"
MP-11		14' 0"
		14' 11 7/8"
MP-10		15' 0"
		15' 11 7/8"
MP-11		15' 0"
		15' 11 7/8"
MP-14		16' 0"
		17' 7 7/8"
MP-15		16' 0"
		17' 7 7/8"
MP-6		16' 0"
		17' 7 7/8"
MP-7		16' 0"
		17' 7 7/8"
MP-8		16' 0"
		17' 7 7/8"
MP-9		16' 0"
		17' 7 7/8"
MP-12		17' 8"
		19' 9 7/8"
MP-13		17' 8"
		19' 9 7/8"
MP-16		19' 10"
		20' 0"




Decorative Hardware Options


Handles



Straps



Plastic Decorative Hardware Kits





Product Benefits Exclusive to Raynor



WeatherLock™

Raynor's thermally efficient WeatherLock system is designed for the harshest climates. Our proprietary WeatherLock™ section joint has continuous thermal break and air seal between steel sections. This modified tongue-in-groove joint provides exceptional strength, while effectively locking out both air and water infiltration into the garage's interior.



TruBalance™

Doors equipped with our patent pending TruBalance drum system are 87% easier to operate manually and provide you with a peace of mind knowing you can safely and easily manually operate your garage door in emergency situations. This counter balance system comes standard on doors up to 8' high with oversized windows in the top section.



Authorized Dealer Network

When you select Raynor, you're not just getting a superior garage door, you're also getting professional garage door installation and service expertise. Trust your Raynor garage door to someone who knows it better than anyone else, your professional Raynor Dealer.



NeuFoam™

State of the art high-density NeuFoam™ polyurethane insulation delivers maximum structural integrity and door strength. Combine our state of the art insulation material with our proprietary WeatherLock™ section joint design and you get the industry's most energy efficient door.




SecureLoc™

Raynor's SecureLoc Anti-Break-In assurance plan combines a SecureLoc capable opener with the strength of a Raynor residential garage door that locks automatically when the door closes. Have a peace of mind knowing your garage is protected from intrusion with SecureLoc! For more information on Raynor's Anti-Break-In assurance plan visit www.Raynor.com/SecureLoc.



Limited Lifetime Warranty

Dedicated to customer satisfaction, Raynor doors carry a "For as Long as You Own your Home" limited section warranty against rust. Upgrade your hardware and spring components to the EnduraCote™ options which warrants all hardware and spring components against defects in material and workmanship for as long as your own your home.



Garage Door Openers & Smart Accessories

Raynor offers a full line of residential openers, featuring a variety of horsepower and configuration options. All of our operators feature myQ™ technology, a patented, two-way communication system that allows users to open and close the garage door and manage other household devices from anywhere in the world via a Smart Phone. Ask your authorized Raynor dealer about our residential openers, and select the ideal Raynor opener for your home.

Raynor also offers a full range of smart accessories to enhance the safety and security of your home and garage! From smart cameras that easily mount to your existing opener, to smart door locks for your main entrance, Raynor's got you covered! With Raynor Smart Accessories you will have peace of mind from anywhere, knowing the entrances to your home are secured!



Smart Garage Camera

Enable secure video capabilities in your garage with the Smart Garage Camera. The magnetic base makes connecting and pairing the Smart Garage Camera to your WiFi capable garage door opener simple, giving you peace of mind in minutes!



Smart Keypad Lever

The Smart Keypad Lever brings keyless entry to doors with no deadbolt, allowing you to lock, unlock and view door activity in the myQ® App anywhere, anytime!



Smart Touchscreen Deadbolt

The Smart Touchscreen Deadbolt replaces your existing deadbolt with a slim, key-free deadbolt with a touchscreen keypad, allowing you to lock, unlock and view door activity in the myQ® App anywhere, anytime!



AP200 VersaView • Raised Ranch • Bronze • Vertical Ranch Windows

Design Center



See what a new door can do to enhance the look of your home in real time on Raynor's Garage Door Design Center. Select from our residential garage door models and customize your design on an uploaded image of your home or a stock photo. Visit www.designcenter.raynor.com to start designing today!

Follow Us



Exclusively Distributed by: